


HELLO December

Activity Sheets



**Pierce County
Library System**

Information & Imagination







piercecountylibrary.org
253-548-3300

LEARNING • ENJOYMENT • COMMUNITY

Follow us!



Books about Nighttime, Night Sky, and Quiet



Rhymes, Games, and Art Ideas

Twinkle Twinkle Little Star

Twinkle, twinkle little star
How I wonder what you are?
Up above the world so high
Like a diamond in the sky
Twinkle, twinkle little star
How I wonder what you are?

Estrellita, donde estas?
Me pregunto que seras.
En el cielo y en el mar,
Un diamante de verdad.
Estrellita, donde estas?
Me pregunto que seras.

*This is such a lovely, calming song to sing
together before bedtime.*

*Get out a scarf, tissue, or cloth of
some kind to wave and toss while you sing.*



Fun Snack Idea - Rocket Ship Wraps

Source: creativekidssnacks.com

What you need:

Tortillas or bread

Favorite cheese or lunch meat

Favorite veggies

Put your cheese, meat, and veggies into your tortilla
and roll it up like a burrito.

Slice off one end so you have a straight bottom edge.

For the top, slice your wrap into a point/triangle
shape. Take these two pieces and put them below
to make a tail for your rocket.

Slice some carrots into circles and put them on your
rocket tortilla for windows.

If you have longer pepper or carrot slices,
they can be the fire coming from your rocket.

You can also use bread and cut it into a
rocket/triangle shape. Enjoy!

Outer Space Themed Time Capsule

Have fun designing your own space/stars themed box and
filling it with your favorites and memories from the year!

What you need:

A box or container (plastic or cardboard)

Paper, markers, and other art supplies to decorate

Draw or cut out star, circle, crescent shapes (maybe a rocket ship!) and
decorate your time capsule with a night sky theme or
any theme you like! Fill your box with memories from your year.

Here are a few ideas -

Pictures

Trace your hand prints or make finger prints

Small toy

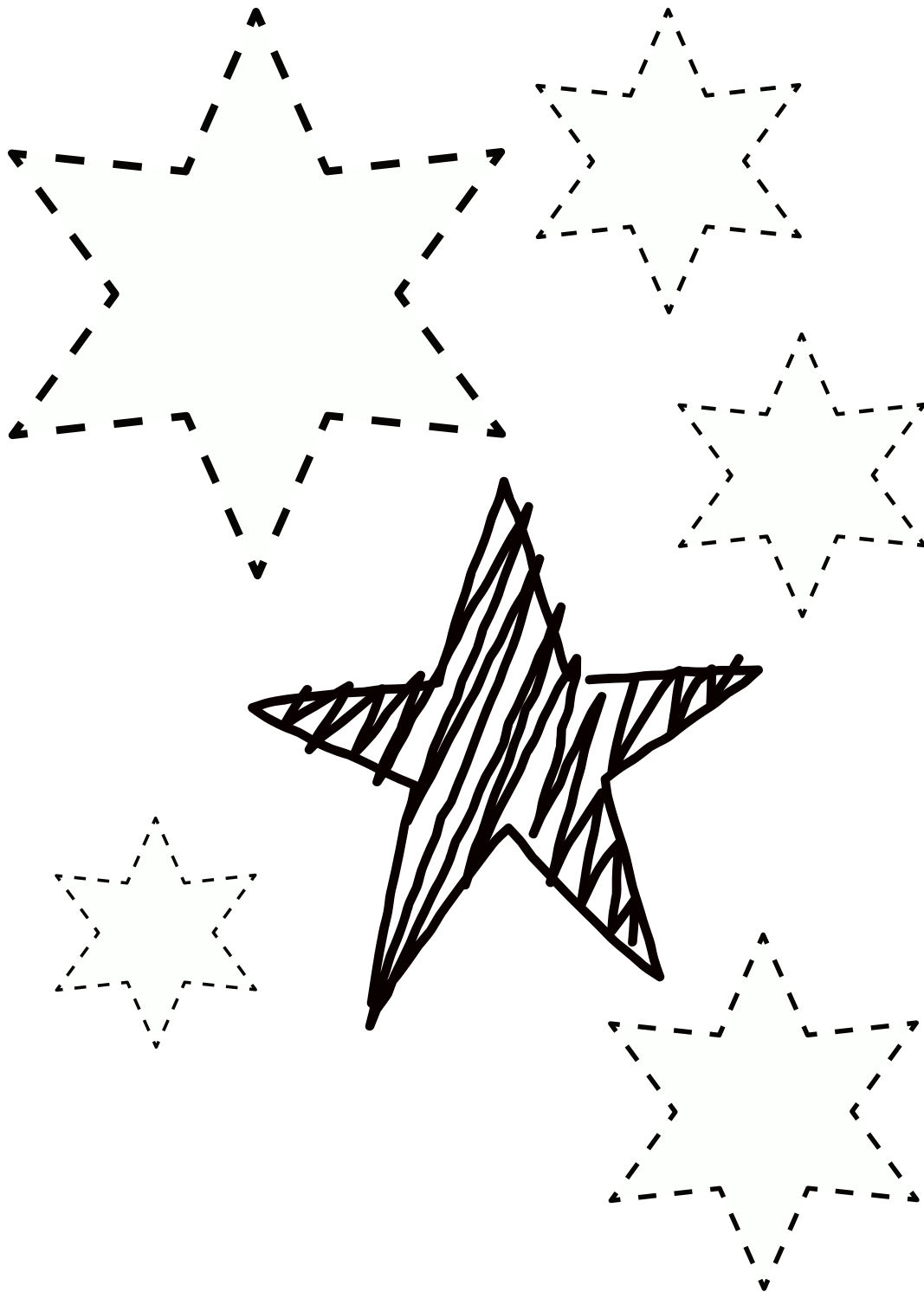
Newspaper or magazine picture/clippings

Paper airplane!

Write or draw your favorites - food, color, animal, season, games, music, books!


Put everything into your box, close the lid, and put it away - until next year!!

Trace and Color the stars



BLAST OFF COLOR-BY-NUMBER

Color the rocket below using the colors indicated by the numbers. When finished create your own rocket and practice your writing.



1 Yellow

2 Blue

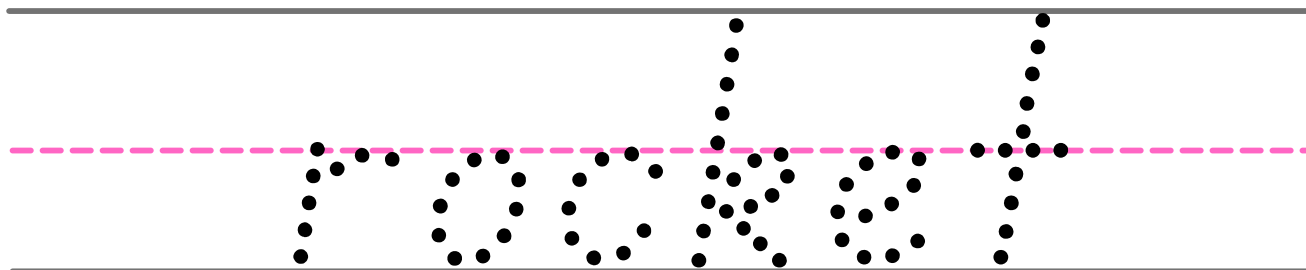

3 Red

4 Green

5 Orange

6 Purple

Draw your own rocket and practice your writing.



HOLIDAY CARDS

There's
snow one
just like you!

Happy Holidays!

Love, _____



You are the
coolest person
I SNOW!

Happy Holidays!

Love, _____



How Many Points?


Circle the correct number of points of each stars.



4

5


6



10

12

14



8

9


11



6

7

8



6

8

10



5

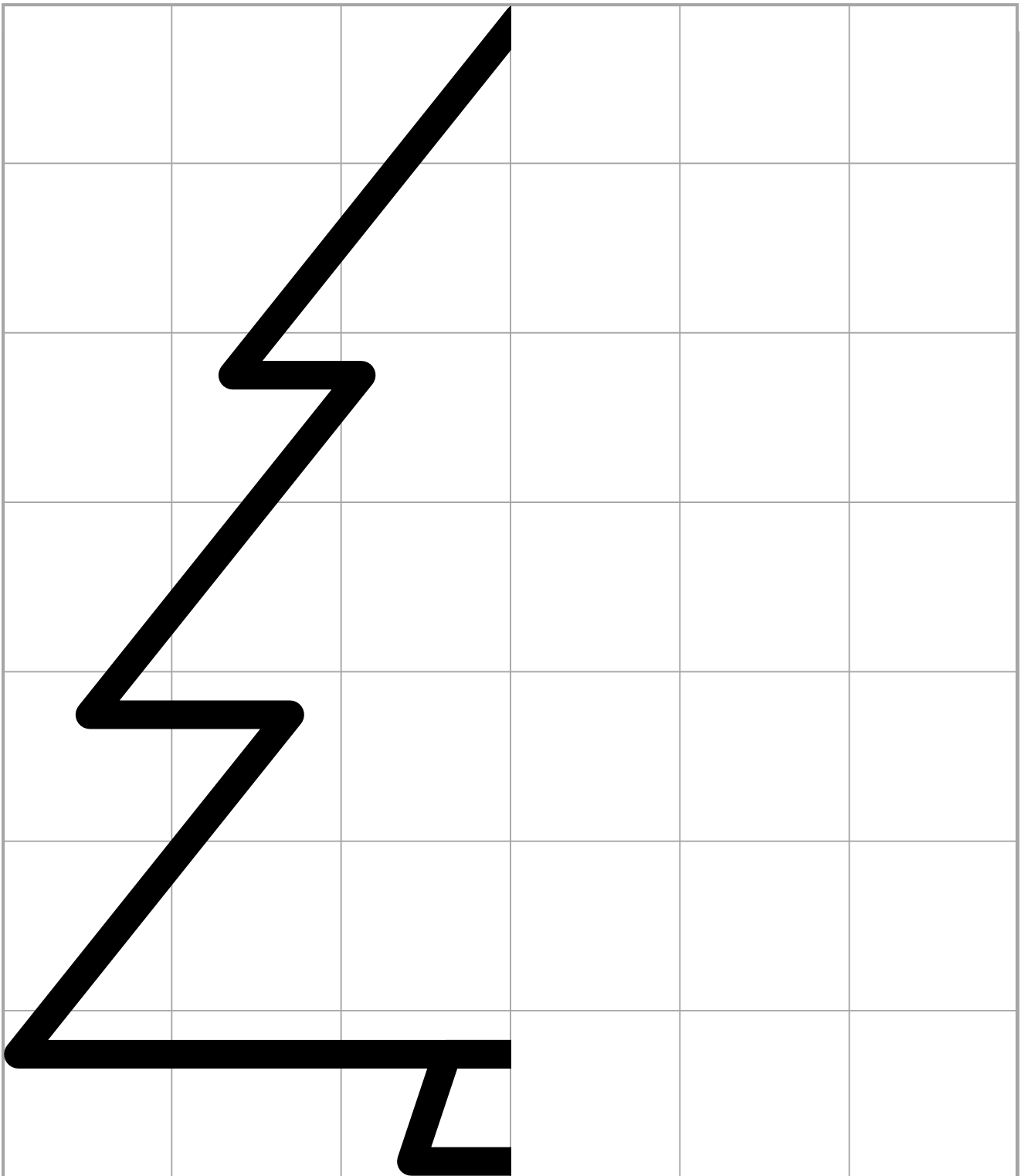
6

7

TREE

SYMMETRY DRAWING

Use the grid to draw the other side of the tree:



ALPHABET ROLL AND TRACE

Roll a die. Find the number. Trace the next letter above it.

Continue until all letters are traced.

r	u	p	l	v	z
i	g	h	t	u	v
j	y	d	s	w	e
y	x	k	r	q	g
e	l	c	o	p	i
f	b	w	b	d	o
a	m	n	t	z	a
1	2	3	4	5	6

gingerbread house

