










ACTIVITY SHEETS



Books About Dogs and Cats



Rhymes, Songs, and Games

Ears, Whiskers, Tail and Paws

(tune: Head, Shoulders, Knees, and Toes)

Ears, whiskers, tail and paws.

Tail and paws.

Ears, whiskers, tail and paws.

Tail and paws.

Fur and eyes, and mouth, and claws.

Ears, whiskers, tail and paws.

Tail and paws

Call the Cat/Call the Dog

Call the cat (cup hands around mouth)

And give her some milk (pretend to pour)

Brush her coat (pretend to brush)

Till it shines like silk.

Call the dog (cup hands around mouth)

Give her a bone (extend hand)

Take her for a walk (walk fingers)

Then take her home (form roof shape with fingers)

Beginning Sound BINGO

Before you play BINGO with beginning letter sounds (on the last two pages of this activity packet) write out each letter of the Alphabet on a piece of paper or on note cards. Make the letter sounds together - sometimes a letter has more than one sound! As you play the game, you can use stickers to mark when you get a sound and picture match. If you want to play the game again, rip up a piece of paper into small pieces to use as your markers. Ripping paper is part of the fun too!



Five Little Kittens

Five little kittens sleeping on a chair

One rolled off, leaving FOUR there.

Four little kittens, one climbed a tree

To look in a birds nest – then there were THREE.

Three little kittens wondered what to do

One saw a mouse, then there were TWO.

Two little kittens playing near a wall

One little kitten chased a red ball!

ONE little kitten with fur soft as silk,

Left all alone, to drink a dish of milk!



Where Has My Little Dog Gone?

Where, oh where, has my little dog gone,

Oh where, oh where can he be?

With his ear so short

And his tail so long.

Oh where, oh where can he be?

This would be a fun game to play at home!


Take a few favorite toys (cups or other things that you can use to hide things beneath).

Print or find a small picture of a dog.

Hide the picture under one of the toys and ask children to guess the shape or color toy they think the dog is hiding beneath.

MY FAMILY

Draw a picture of your family. Be sure to include any pets you have!




All About Me

FAVOURITES EDITION

Colour your favourite in each line:


SEASON:




Summer



Autumn







Winter

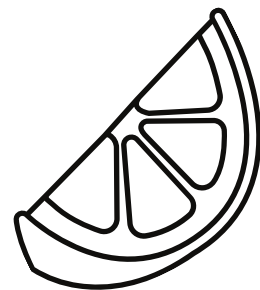





Spring

PET:



FRUIT:










Name: _____

Date: _____

Color the Animal

Color the animals according to the instructions below.

- color the animal without legs orange
- color the animal that croaks green
- color the largest animal brown
- color the slowest animal purple
- color the smallest animal yellow
- color the other animals pink



Time for a Stretch Break!

Try stretching like some of your favorite animals.

Can you count to 5 while you stretch?

Then do another stretch and count to 5 again!




Turtle



Monkey



Giraffe




Butterfly



Flamingo




Lion



Dog



Snake



Cow




Cat

Animal Poses

Dog Color by Number

Use the key at the bottom of the page to color the picture.










1. white 2. red 3. brown
4. green 5. blue
6. grey

Name _____


HOW MANY DOG BONES?

Help Duke count his dog bones. Count the bones carefully and put the correct number in the circle. When finished draw your favorite pet on the back of this paper.



Beginning Sound

B i n g o



Beginning Sound

B i n g o

