








# June

## ACTIVITY SHEETS



# Books About Exploring Outdoors





# Rhymes, Songs, and Games

## Frog on a Log

There once  
Was a little  
Green frog, frog, frog -  
Who played  
In the woods  
On a log, log, log!  
A screech owl  
Sitting  
In a tree, tree, tree -  
Came after  
The frog  
with a scree, scree, scree!  
When the frog  
Heard the owl -  
In a flash, flash, flash -  
He leaped  
In the pond  
With a splash, splash, splash!  
~Ilo Orleans~



## Little Bitty Bug by Nancy Stewart

[www.nancymusic.com](http://www.nancymusic.com) for the tune,

go to "Song of the Month" section.

*Nancy has so many amazing literacy and music ideas on her web page.*

A little bitty bug, too small to hug,  
Was sitting on the rug, just sitting on the rug,  
And then to show his might, he took a daring flight  
He landed on my nose, then what do you suppose?  
He flew down to my toes!

## In My Garden

In my garden there is  
a tiger-  
lily,  
a dragon-  
fly,  
a pink fox-  
glove,  
a yellow cow-  
slip,  
a queen  
bee,  
and a polka-dotted lady-  
bug.  
~Sid Cederling~



## SEASONAL MEMORY GAME

Use a small basket or box and put in about 8 small SEASONAL items.


Show the items in the box to the children---and then play **What's Missing?**

Remove one or more items out of the box (without children seeing you). Have the children guess what items are missing.

For a summertime theme, you could include sunglasses, goggles, seashells, fabric flowers, small bucket, shovel, or other sand toys - whatever else you like!

# Bee Color by Number


Use the key at the bottom of the page to color the picture.



- |           |          |          |
|-----------|----------|----------|
| 1. pink   | 2. brown | 3. black |
| 4. yellow | 5. blue  | 6. green |
| 7. purple |          |          |

# Hidden Words

Use a magnifying glass to find all the hidden words and write down the words you find. Then color the picture.



_____	_____	_____
_____	_____	_____

# Nature Walk Observation

**We will be using our senses to observe nature all around us. You can draw or write your observations in the boxes below.**

**I hear**

**I see**

**I smell**

**I feel**

## Observe a Favorite Tree AND Collect Leaves

### What you need:

Magnifying Glasses (optional)

Paper

Clipboards

Crayons, pencils, or markers

Contact Paper (optional)

Choose a favorite tree near your home and watch how it changes throughout the summertime and into other seasons.

Draw or write down the changes you see in your tree.

Do you notice animals living in the tree or coming and going from the tree?

What else do you notice? Take some paper and crayons over to your tree and color on its bark. Does the bark change at all with the seasons?

On a walk, see if you can find **5 different leaves**.

Take a plastic bag to collect different kinds of leaves.

### Ask questions:

What do you notice about the trees? What do you notice about the leaves?

Do all the trees have the same kind of leaves?

Besides leaves, what other parts of a tree can you see?

Take one sample leaf back inside and press it on the sticky side of a piece of Contact paper.


Make leaf rubbings with crayons or pencils. You can put your nature artwork into Contact paper as a gift for friends and neighbors too!



# **KNOCK-KNOCK!**


## **ANYONE HOME?**

What animals call a tree their home? Draw as many animals as you can think of that live in trees...



# COLOR SCAVENGER HUNT

Mark off or put a sticker on each color as you find it in nature!



# FOREST

