

**Pierce County
Library System**






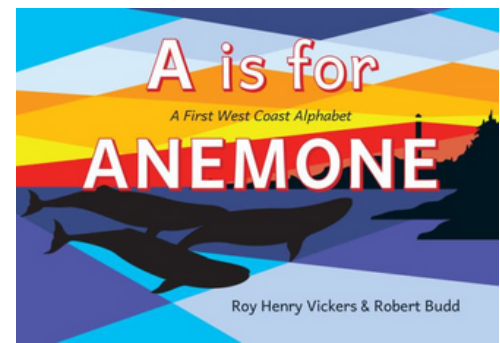




Information & Imagination

piercecountylibrary.org
253-548-3300

Follow us!



Books about the Beach



Songs, Games, and a Recipe!

The Waves On the Beach from More Simply Super Storytimes

(Tune of "The Wheels on the Bus")

Act out this silly song however you like!

The waves on the beach go up and down,
Up and down, up and down,
The waves on the beach go up and down,
All day long.

The crabs on the beach go back and forth
The clams on the beach go open and shut
The jellyfish on the beach go wobble, wobble, wobble



Beach Ball Game

What you need:

Beach Ball

Markers

This is a fun game where you toss the beach ball back and forth or around the circle. Every time someone catches the ball, whatever picture their hand touches on the ball is something they get to share about themselves. If their hand is on a picture of ice cream - they can share their favorite ice cream flavor! You can draw pictures on each section of the beach ball first or give children a few beach balls and let them draw their own pictures. Fun!

No Cook Sticky S'Mores!

What you need:

Graham crackers

Marshmallow Cream spread

Chocolate bar

This is a perfect snack for summertime! Break one graham cracker in half. Put some chocolate on one side of the graham cracker. Spread some marshmallow cream on the other graham cracker - it will be sticky! Put the pieces of your sandwich/s'more together and enjoy!

Sand Castle

Source: PreK Fun - www.prekfun.com

Sand castle on the beach,

I built you big and strong (raise arms high)

A wave washed in upon the sand

Whoosh! You were gone (swing hands down, then up)



All the Fishies

All the fishies are swimming in the water,

(put your hands together and make them swim)

Swimming in the water, swimming in the water,

All the fishies are swimming in the water,

Bubble, bubble, bubble, bubble, POP!

(clap hands for "pop")

It would be fun to sing this song with children while blowing bubbles or just before you get the bubbles out!


You can also sing this song with scarves. Everyone gets to wave their scarves and then toss them into the air as high as you can on POP! This would be a great way to talk about different colors too

- blue fish (wave blue scarves), yellow fish (wave yellow scarves),

BEACH DAY



- Color the sun yellow
- Color the big cloud blue. Leave the small cloud white.
- Color the jumping dolphin gray.
- Color the beach chair red.
- Color the umbrella in different colors.
- Color the big coconut tree green and the small tree light green.
- Color the sand castle brown.
- Color the kids' clothes orange.
- Color the duck floater yellow.
- Color the slippers purple.



SUMMER BUCKET LIST










What are three things you want to do this summer?

Say or write below what you would like to do and
then decorate the bucket!



Count the Fish Game

Cut out the cards and match the exact amount of fish with the correct number.



Count the Fish Game

Cut out the cards and match the exact amount of fish with the correct number.

1

2

3

4

5

6

7

8

9

I spy with my little eye

Count the pictures and write their numbers.



__



__



__



__



__



__

SEA SHORE

