





Pierce County Library System

# Early Learning Books, Rhymes & Fun




[piercecountylibrary.org](http://piercecountylibrary.org)

FEBRUARY 2022 - Grandparents



## **I Dream of Popo by Livia Blackburne\***

A little girl and her family emigrate from Taiwan and although she doesn't see her beloved grandmother as often, she thinks about and loves her just as much. Ages 4-7.



## **Our Grandparents: A Global Album by Maya Ajmera**


A celebration of grandparents and grandchildren around the world! All ages.

## Other books about grandparents

*All books that have an asterisk are available to read as an e-book on OverDrive.*

### **A Visit to Grandad: An African ABC by Sade Fadipe and Shedrach Ayalomeh**

A wonderful story about one young girl's summer vacation spent with her grandfather. A creative way to teach the alphabet, too! Ages 4-7.



### **Let Me Fix You a Plate by Elizabeth Lilly**


On a road trip to visit first her father's and then her mother's family, a little girl appreciates the beauty in her Colombian and American heritage. Ages 4-8.

### **Ten Beautiful Things by Molly Beth Griffin\***

Lily and her grandmother spend their car trip home searching for all the beauty in things around them. Ages 5-8.

### **Time for Bed, Old House by Janet Costa Bates**

It is Isaac's first sleepover away from home and, although he is a little worried at first, Grandpop helps him get into a comfortable new bedtime routine, putting the house to bed! Ages 4-7.



### **Grandma's Purse by Vanessa Brantley-Newton\***


Grandma Mimi's purse has all kinds of surprises in it – from her phone that looks like a toy, to that extra piece or two of candy, and finally, a wonderful surprise for her granddaughter! Ages 3-7.

### **Grandpa's Top Threes by Wendy Meddour**

A sweet story of loss and missing those we love. Grandpa stops talking to Henry and his mom for a time and spends much time in his garden until Henry is able to reach Grandpa again by asking about his top threes. All ages.

### **Kiyoshi's Walk by Mark Karlins**

Kiyoshi's grandfather, Eto, inspires him to search for inspiration for his poetry on their ordinary walk around town. Ages 6-9.



### **When Lola Visits by Michelle Sterling\***

For one little girl, summer does not start until Lola, her grandmother from the Philippines, comes for a visit! Ages 4-8.

Join the Library's Families with Kids Facebook Group for book recommendations, resources and fun activities for children!

[Facebook.com/groups/pclsfamilies](https://www.facebook.com/groups/pclsfamilies)



# Songs of the Month



## Grandma's Glasses

Here are Grandma's glasses,  
And here is Grandma's hat,  
This is the way she folds her hands  
And lays them in her lap.

Here are Grandpa's glasses,  
And here is Grandpa's hat,  
This is the way he folds his arms  
JUST LIKE THAT!

## You Are My Grandma – Grandpa

*Tune: You Are My Sunshine*

You are my Grandma,  
You are my Grandpa,  
You make me happy when I'm with you  
You give good hugs and  
You give good kisses  
I hope you know how much  
I Love You!



## Fun Learning Activities

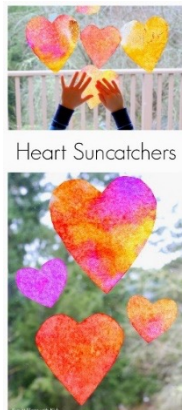
### Coffee Filter Heart Suncatchers

Credit: [funathomewithkids.com](http://funathomewithkids.com)

**These suncatchers make wonderful decorations as well as gifts!**

#### What you need:

- Large coffee filters
- Scissors
- Watercolor paints and brush OR food coloring mixed with water in a small cup
- An eyedropper
- Cookie sheet or tray
- Paper towels
- Tape



Cut out heart shapes from your coffee filters. You can make them different sizes for extra fun. Once you have a few ready, drop or paint colors onto the filters. Make sure you have a tray or cookie sheet underneath. Place them on a cookie sheet/tray lined with paper towels and let them dry. Might take a few hours. Once they are dry, tape them in a window! Think of family, friends, neighbors and community members you can bring them to. It will brighten their day – and their window!

### Paper Heart Chains

Credit: <https://handsonaswegrow.com>

#### What you need:

- Paper (construction or scrapbook paper is wonderful but any paper works!)
- Scissors
- Yarn or ribbon
- Stapler
- Hole punch

Cut out 1-inch strips of paper. Take one of your strips and fold it exactly in half the long way. Bend the two ends into a heart shape at the top and staple together. (Grown-ups might want to staple!) Punch a hole at the top and the bottom of the heart. Thread some yarn or ribbon through each hole. You can add as many hearts as you wish to your chain. When you are finished, tie a knot at the end. Think about taking some of these heart chains to a local retirement home as a decoration for Valentine's Day or anytime!

