

# April

ACTIVITY SHEETS



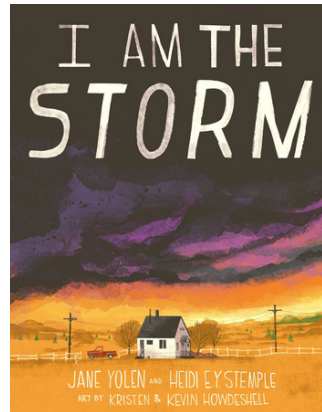



**Pierce County  
Library System**  
Information & Imagination

[piercecountylibrary.org](http://piercecountylibrary.org)  
253-548-3300



# Books about Weather





# Rhymes and Songs

## Fly My Kite by Andrew Derby

*Can sing to the tune "Twinkle, Twinkle, Little Star"*

If I go and make a kite  
I must make sure the paper's bright  
So I see it in the sky  
As the clouds go drifting by  
If I go and fly my kite  
I must make sure the breeze is right  
'Cause the wind might want to see  
How my kite looks on a tree.



## Like a Leaf

Like a leaf or a feather  
In the windy, windy weather,  
We will twirl around!  
And all sit down together.

## May There Always Be Sunshine

May there always be sunshine,  
May there always be blue skies,  
May there always be Mama,  
May there always be me.

*For a fun variation, ask the child or children what they would like there to always be and then substitute in their words...*

## Rain on the Grass

Rain on the grass  
Rain on the trees  
Rain on the rooftops  
But not on me!

*This is a fun song to act out,  
use with scarves and change the words around  
also depending on the type of weather  
you want to sing about -  
"snow on the grass" or "sun on the grass."*



## Wind Tricks

The wind is full of tricks today  
It blew my daddy's hat away.  
It chased our paper down the street  
It almost blew us off our feet!  
It makes the trees and bushes dance  
Just listen to it howl and prance!

# Two Projects about Wind and Weather!

## Wind Catcher

**Credit:** [inspirationlaboratories.com](http://inspirationlaboratories.com)

Go on a walk outdoors and choose two sticks and a variety of objects from nature. Cut various lengths of twine or string. Yarn would work too. Tie the two sticks together to form an X. Tie the nature objects to the sticks. Hang on a tree where you can observe on windy days. Do all the objects you found behave the same way when the wind blows? How are they different? Why do you think this is?



## Painting with Straws

**Credit:** [artfulparent.com](http://artfulparent.com)


### What you need:

- Cardstock or other heavy paper
- Liquid watercolor paint
- OR food coloring mixed with water
- Tray, cookie sheet, or baking dish
- Liquid dropper
- Drinking straws

Set up ahead of time by putting the paper on a tray, pouring watercolors into small dishes, and cutting straws in half.

To create your art, drop color onto your paper. Then, blow the color around your paper with the straws. Repeat with more colors! It is fun to watch the designs you create and how the different colors mix together.

Cut out and glue your weather dice! Talk about the weather on each picture. Look outside and see if you can roll and match the weather you see outside with the picture on your dice.





Name: \_\_\_\_\_

Date: \_\_\_\_\_

# Color by letter

Discover the upper or lowercase letters in the picture and color the elements according to the instructions below.



# Counting to 20

*Draw the correct number of raindrops under each umbrella.*

11




15



20




19



13







17



# Our Favorite Season

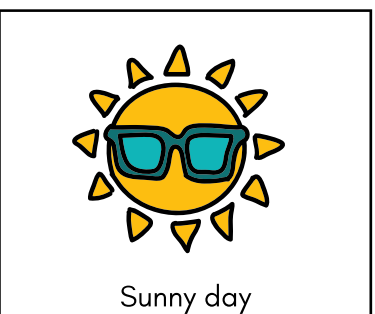





Tally Everyone's Favorite Season and Record it Below:



# THIS OR THAT

Put an X next to your favorite. Then ask a friend what their favorites are for each picture. How many are the same? How many are different?



# FUNNY BIRD

## COLORING

